



SMART+SHIELD

REF: SG-960-960 SG-960-950
SG-960-961 SG-960-955

DESCRIPTION

The SMART+SHIELD offers a simple cost effective solution to the mis-use of emergency exit doors. Adopting the universally recognised "no entry" sign, the SMART+SHIELD is a visually effective deterrent which is supported by an acoustic security alarm of 95 dBs.

The SMART+SHIELD has been designed specifically to secure emergency exit doors. It is completely self-contained and is easily installed and protecting emergency exit doors in seconds.

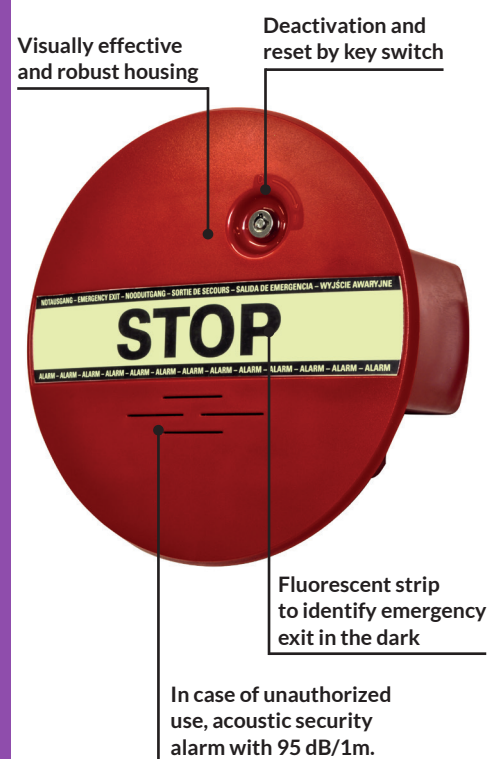
The SMART+SHIELD is also available for application with panic bars, push bars and multipoint locking systems. Whilst most of the features are identical for each of these applications, the SMART+SHIELD for panic bars and push bars have an integrated pre-alarm. Ultimately, in the event of an emergency, means of escape can also be obtained by exiting via the emergency exit door.

FEATURES

- Multiple functions for different applications
- Battery or mains powered
- Automatic alarm switch-off (after 30 sec. or 180 sec.)
- Two different audible levels (75 dBs/ 95 dBs)
- Delayed alarm to ensure that emergency exit doors do not stay open
- Silent alarm in combination with a central alarm system
- Connections are provided to allow integration with remote systems
- Visually effective deterrent

SPECIFICATION

- SMART+SHIELD may be installed on any type of door with all different kinds of door hardware
- No entry visible/effective deterrent
- Dimension: 200 mm width, 60 mm depth





SMART+SHIELD

One technical base, four different solutions to secure emergency exits

SMART+SHIELD SG-960-960

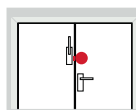
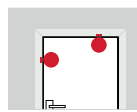


The SMART+SHIELD is designed to monitor the use of emergency exits and windows. As soon as they are opened an acoustic alarm is triggered, which can be reset by the key switch. The user may choose to automatically switch off the SMART+SHIELD after 30 sec. or 180 sec. The alarm can be reduced by adjusting the setting of the DIP switch to 75dB.

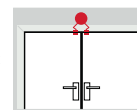
Installation flush with door leaf



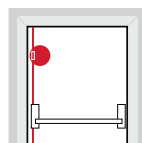
Installation on door leaf



Installation next to door - external cable reed contact



SMART+SHIELD FOR MULTIPOINT LOCKS SG-960-961



The SMART+SHIELD can also secure a door with a vertical panic bolt. By fitting a security device on the vertical panic bolt the SMART+SHIELD creates a strong visual link with the door hardware. This increases the effectiveness as a deterrent.

SMART+SHIELD FOR PUSH BARS SG-960-955



The SMART+SHIELD for push bar application is mounted on the door. Should the push bar be pressed by a minimal force, a pre-alarm is triggered. The pre-alarm is silenced upon release of the push bar. In the event of the push bar being pressed fully, the main alarm resounds. The integrated key switch is subsequently used to reset the alarm.



SMART+SHIELD FOR PANIC BARS SG-960-950



The SMART+SHIELD for panic bar application is mounted on the door. Should the panic bar be pressed by a minimal force, a pre-alarm is triggered. The pre-alarm is silenced upon release of the panic bar. In the event of the panic bar being pressed fully, the main alarm resounds, the pins of the patented red upper plate break and the red trigger angle falls in a downward direction. The integrated key switch is turned clockwise in order to reset the alarm.



In proud partnership with

